

On receipt of this template it is advised to copy all elements to your specific **Server** or **Hard Drive** and relink all links and save prior to proceeding.

TEMPLATE PROCESS

- When using this template please ensure you have the correct layers turned ON as indicated by the: **LAYER COLOUR CODE INDICATOR**.
- This document uses: **Object Layer Options** if you see the following icon you are able to change the LINK as required.



To adjust; select your link and go to;
Object> Object Layer Options and turn OFF/ON your correct layer.

Each **Object Layer Options** icon is set to nonprinting throughout this template.

GUIDELINES

Please refer to the **Guidelines_PS4_PlayStation_VR_Compatible_Coversheet.pdf** document within the **Guidelines** folder of your template package.

CONTENTS

Page 1 = Contents

Page 2 = PS4 Outer Coversheet

Page 3 = PlayStation Hits Branding

Page 4 = PS4 Reverse Coversheet Precautions

LAYER COLOUR CODE INDICATOR

BLUE = CONTENT - DO NOT PRINT

ORANGE = STICKERS - DO NOT PRINT

RED = ALWAYS ON

GREEN = 3RD PARTY

LIGHT BLUE = SKU RELATED

PURPLE = RATINGS

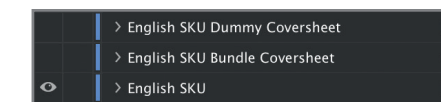
PLEASE NOTE: The **Template Guides** are set to Nonprinting within the Attributes panel.

To view them you will need to set your Screen Mode to Normal or you can toggle your view by pushing (w) on your keyboard.
(see *preview column*).

DUMMY AND BUNDLE

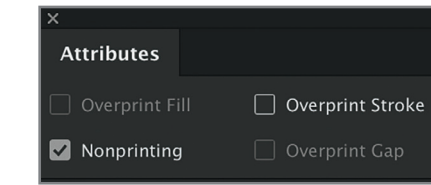
COVERSHEET

When Dummy and/or Bundle Coversheets are required turn off the **BARCODE** layer and turn on the **SKU Dummy/Bundle Coversheet** layers provided. If a layer is not available for a SKU revert to English.



PREVIEW

Template Guides



IMPORTANT

- All legal disclosures text and the UPC BARCODE should be 100% k (not rich black)
- Set all black text to overprint.
- Please delete this page after reading.
The PlayStation Hits Branding page must also be deleted. Final high res file for print should only contain 2 pages.
Page 1: PS4 Outer Coversheet
Page 2: PS4 Reverse Coversheet Precautions.



GUIDE
Please refer to the “Guidelines_PS4_PlayStation_VR_Compatible_Coversheet” pdf document within the “Guidelines” folder of your template package.

IMPORTANT: It is the publisher’s responsibility to confirm whether additional labelling requirements may apply to their game’s software packaging as a result of Brexit and should obtain their own independent legal advice.

LEGAL LINE COLOUR KEY
Mandatory : ●●●●○
To be included if required (3rd party)*: ●●●●●
(*The SIEE address line is required on the German SKU. Please refer to the template guidelines.)
-All text is to be set to black once the fields have been completed.
-For more details, please refer to the Legal line section on the relevant Coversheet template guidelines.

VOUCHER DISCLAIMER TEXT COLOUR KEY ●●●●●
To be included when we have a DLC voucher. Refer to the template guidelines for guidance on whether a voucher expiry date should be included.
*Set field colour as the appropriate background once completed.

VOUCHER DISCLAIMER

IMPORTANT: THIS IS FOR 1ST PARTY TITLES ONLY. FOR 3RD PARTY TITLES, PLEASE REFER TO THE LATEST INFORMATION AT TPR NET, WHICH ALSO INCLUDES INSTRUCTIONS FOR CREATING FRONT OF BOX ELEMENTS.

“Descargable desde PlayStation®Store con el código adjunto. Se necesita una cuenta para acceder a PlayStation®Network y conexión a Internet de alta velocidad. Códigos de DD/MM/YYYY. (Replace with correct user age restriction disclaimer listed below.) Se aplican las condiciones correspondientes: consulta en playstation.com/legal las condiciones de uso y la disponibilidad en PS Store.

For paid-for content REMOVE EXPIRY DATE: “Caduca el DD/MM/YYYY”

| PEGI/G/CAM/ NMC | ACB (AU) | USK (DE) | RARS (RU) | USER AGE RESTRICTION DISCLAIMER (Replace with correct user age restriction disclaimer listed below.) |
|-----------------|----------|----------|-----------|---|
| 18 | 18+ | 18 | 18 | Los usuarios deben ser mayores de 18 años. |
| 16 | 15+ | 16 | 16 | Los usuarios deben ser mayores de 16 años. |
| --- | M | --- | --- | N/A |
| 12 | --- | 12 | 12 | Los usuarios deben ser mayores de 12 años. |
| 7 | --- | 6 | 6 | Los usuarios deben ser mayores de 7 años. |
| 3 | G, PG | 0 | 0 | |

Compatibility legal and stacking options

PS Plus required variant
Replace current box with this variant if a PS Plus subscription is required. B3 compatibility is mandatory. Compatibilities B1 and B2 cannot be used when B3 is present.

1 Actualización a la versión digital del juego para PS5™ sin coste adicional. Para aplicar la actualización a una copia física para PS4™ apta, los jugadores necesitan una consola PS5™ con unidad de discos. PlayStation.com/help

PlayStation®VR crea una sensación de presencia e inmersión. Si eres nuevo en la VR, te recomendamos que te relajes y vayas poco a poco, tomándote descansos. Algunos usuarios pueden experimentar molestias al ver contenido de VR, aunque esto varía mucho de un individuo a otro.

SOLO PARA USO DOMÉSTICO: Este software cuenta con una licencia de uso exclusivo en consolas PlayStation®4. Puede requerir una actualización de software del sistema de PlayStation®4. Queda prohibido todo acceso, uso o transferencia no autorizados del producto o sus datos comerciales y registradas subyacentes. Visite playstation.com/software-sage-terms para consultar los términos de uso completos. Programas de biblioteca C2013-1101 Sony Interactive Entertainment Inc. con licencia exclusiva para Sony Interactive Entertainment Europe Limited (SIEE). SE PROHIBE LA REVENTA O ALQUILER EXCEPTO CON AUTORIZACIÓN ESCRITA DE SIEE.

El modo multijugador online solo está disponible en países con acceso a una cuenta para acceder a PlayStation®Network, PlayStation®Store y una suscripción de pago a PlayStation®Plus, así como a una conexión a Internet de alta velocidad. El contenido y los servicios disponibles a través de PlayStation®Plus varían según la edad del suscriptor. Los usuarios deben ser mayores de 7 años, y aquellos menores de 18 años necesitan el consentimiento parental. PlayStation®Network, PlayStation®Store y PlayStation®Plus están sujetos a términos de uso y no están disponibles en todos los países e idiomas. playstation.com/legal. No se garantiza la disponibilidad del servicio.

Network Features variant
This variant is to be used if a game has network features or online play that does not require a PS Plus subscription.

Offline only variant
Replace current box with this variant if the title is Offline only.

1 Actualización a la versión digital del juego para PS5™ sin coste adicional. Para aplicar la actualización a una copia física para PS4™ apta, los jugadores necesitan una consola PS5™ con unidad de discos. PlayStation.com/help

PlayStation®VR crea una sensación de presencia e inmersión. Si eres nuevo en la VR, te recomendamos que te relajes y vayas poco a poco, tomándote descansos. Algunos usuarios pueden experimentar molestias al ver contenido de VR, aunque esto varía mucho de un individuo a otro.

SOLO PARA USO DOMÉSTICO: Este software cuenta con una licencia de uso exclusivo en consolas PlayStation®4. Puede requerir una actualización de software del sistema de PlayStation®4. Queda prohibido todo acceso, uso o transferencia no autorizados del producto o sus datos comerciales y registradas subyacentes. Visite playstation.com/software-sage-terms para consultar los términos de uso completos. Programas de biblioteca C2013-1101 Sony Interactive Entertainment Inc. con licencia exclusiva para Sony Interactive Entertainment Europe Limited (SIEE). SE PROHIBE LA REVENTA O ALQUILER EXCEPTO CON AUTORIZACIÓN ESCRITA DE SIEE.

PS VR PERIPHERAL COMPATIBILITY GUIDE

E1. Use where we know that a PS VR game requires DSA.
E2 and E3. Use where game can be played with either a PS Move motion controller or a DSA.
E4. Use where game can be played with either a PS Aim controller or a DSA.
E5 and E6. Use where game can be played with either a PS VR aim controller, PS Move motion controller or a DSA.
J1 and J3. Use where game can be played with one/two PS Move motion controllers only.

COMPATIBILITIES

A A1 A2 1 JUGADOR X-XX JUGADORES Cannot be present with "No Offline Mode" (B2).

B B1 X-XX JUGADORES EN RED Cannot be present with B3 nor B4.

B B2 SIN MODO OFFLINE 'NO OFFLINE MODE' is required where the title does not support Offline Play and only features B1 or B4 icon.

B B3 FUNCIONES DE RED Used where title supports network features requiring PSN sign in but does not support Network Players.

B B4 X-XX JUGADORES EN RED CON PS PLUS COMPATIBLE MANDATORIO Mandatory for Games that require PS Plus subscription to play.

C MÍNIMO 2MM XGB

D COMPATIBLE CON LA FUNCIÓN DE DUALSHOCK™4 REQUIERE LA FUNCIÓN DE DUALSHOCK™4 REQUIERE DUALSHOCK™4 O PLAYSTATION™MOVE REQUIERE DUALSHOCK™4 O PLAYSTATION™MOVE REQUIERE DUALSHOCK™4 O PLAYSTATION™MOVE REQUIERE DUALSHOCK™4 O PLAYSTATION™MOVE

E E1 E2 E3 E6

F JUEGO COMPATIBLE CON VR

G COMPATIBLE CON JUEGO A DISTANCIA

H FUNCIONES MULTIJUGADOR PS4™ PS5™

I REQUIERE PLAYSTATION™CAMERA COMPATIBLE CON PLAYSTATION™CAMERA

J J1 J2 J3 J4 REQUIERE PLAYSTATION™MOVE CINEGRUPO 3 REQUIERE 2 PLAYSTATION™MOVE COMPATIBLE CON 2 PLAYSTATION™MOVE

K K1 K2 MANDO DE NAVEGACIÓN OPCIONAL PLAYSTATION™MOVE+ MANDOS DE NAVEGACIÓN OPCIONALES

L TRAYECTORIA DE PRESIÓN

M COMPATIBLE CON PS MOVE PLAYSTATION™MOVE

N N1 N2 REQUIERE MANDO DE PRESIÓN COMPATIBLE CON MANDO DE PRESIÓN

O O1 O2 MANDO DE NAVEGACIÓN OPCIONAL DE PLAYSTATION™VR MANDO DE NAVEGACIÓN OPCIONAL DE PLAYSTATION™VR

P PS4™ PRO MENDADA

LEGEND

- BRANDING BAR area only
- GRAPHICS and TEXT area
- TEMPLATE ELEMENTS area
- BACKGROUND GRAPHICS area only
- FOLDING lines
- BARCODE QUIET ZONE must be free of any printing, to allow barcode scanning

PS5™ UPGRADE BADGE: FOR GAME TITLES THAT ARE UPGRADEABLE TO THE PS5™ VERSION. REMOVE ALONG WITH THE FRONT BADGE. IF AN UPGRADE IS NOT AVAILABLE, TO CLOSE GAP, REDUCE THE HEIGHT OF THE CONTAINMENT BOX BY 6MM AND BRING COMPATS AND LOGOS DOWN BY 6MM. REDUCE A FURTHER 1.905MM FOR BADGES WITH TEXT SPLIT OVER TWO LINES

PS5™ UPGRADE BADGE: FOR GAME TITLES THAT ARE UPGRADEABLE TO THE PS5™ VERSION. REMOVE, ALONG WITH THE BACK BADGE, IF AN UPGRADE IS NOT AVAILABLE.*
*THERE ARE 4 DIFFERENT UPGRADE SCENARIOS TO SELECT FROM. GUIDELINES ARE AVAILABLE ON THE PORTAL, PROVIDING ADVICE ON THE CORRECT BADGE TO USE.

Template: PS4 Coversheet PlayStation VR Compatible 3rd party SKU: Spanish Template Last Updated: 21/12/2022 Final size: 161x272.5 mm

DOLBY LOGOS - should only appear on the packaging if Dolby encoding is included within the software title. Trademark notice needs to be included when the logo is presented: Dolby and the double-D symbol are trademarks of Dolby Laboratories.

dts DIGITAL SURROUND - should only appear on the packaging if dts Digital Surround encoding is included within the software title. Trademark notice needs to be included when the logo is presented: dts® is a registered trademark and dts Digital Surround® is a trademark of dts, inc.

Template: PS4 Coversheet PlayStation VR Compatible 3rd party SKU: Spanish Template Last Updated: 21/12/2022 Final size: 161x272.5 mm

DOLBY LOGOS - should only appear on the packaging if Dolby encoding is included within the software title. Trademark notice needs to be included when the logo is presented: Dolby and the double-D symbol are trademarks of Dolby Laboratories.

dts DIGITAL SURROUND - should only appear on the packaging if dts Digital Surround encoding is included within the software title. Trademark notice needs to be included when the logo is presented: dts® is a registered trademark and dts Digital Surround® is a trademark of dts, inc.



PlayStation®VR and PlayStation®Camera Compatible

Se necesita PlayStation®VR y PlayStation®Camera para la funcionalidad de VR (Software title XXXXX ventajas XXXXX) se puede jugar en PlayStation®VR

PlayStation®VR no es apto para menores de 12 años.

PlayStation®VR and PlayStation®Camera Compatible. PlayStation®Move Required

Se necesita PlayStation®VR y PlayStation®Camera para la funcionalidad de VR (Software title XXXXX ventajas XXXXX) se puede jugar en PlayStation®VR

PlayStation®VR no es apto para menores de 12 años.

PlayStation®VR and PlayStation®Camera Compatible. 2 PlayStation®Move Required

Se necesita PlayStation®VR y PlayStation®Camera para la funcionalidad de VR (Software title XXXXX ventajas XXXXX) se puede jugar en PlayStation®VR

PlayStation®VR no es apto para menores de 12 años.

PlayStation®VR Aim Controller Required

Necesita mando pistola de PlayStation®VR

Dark Background

PlayStation®VR and PlayStation®Camera Compatible

Se necesita PlayStation®VR y PlayStation®Camera para la funcionalidad de VR (Software title XXXXX ventajas XXXXX) se puede jugar en PlayStation®VR

PlayStation®VR no es apto para menores de 12 años.

PlayStation®VR and PlayStation®Camera Compatible. PlayStation®Move Required

Se necesita PlayStation®VR y PlayStation®Camera para la funcionalidad de VR (Software title XXXXX ventajas XXXXX) se puede jugar en PlayStation®VR

PlayStation®VR no es apto para menores de 12 años.

PlayStation®VR and PlayStation®Camera Compatible. 2 PlayStation®Move Required

Se necesita PlayStation®VR y PlayStation®Camera para la funcionalidad de VR (Software title XXXXX ventajas XXXXX) se puede jugar en PlayStation®VR

PlayStation®VR no es apto para menores de 12 años.

PlayStation®VR Aim Controller Required

Necesita mando pistola de PlayStation®VR

Light Background

COVERSHEET AND DISC LABEL

- Permitted logos on front Coversheet and disc label: Publisher, Distributor, Developer(s), IP holder(s)
- Publisher logo permitted on Coversheet spine
- Middleware company logos permitted on back Coversheet only
- Multiple developer credits permitted in legal lines

Please also refer the guidelines in the template package.

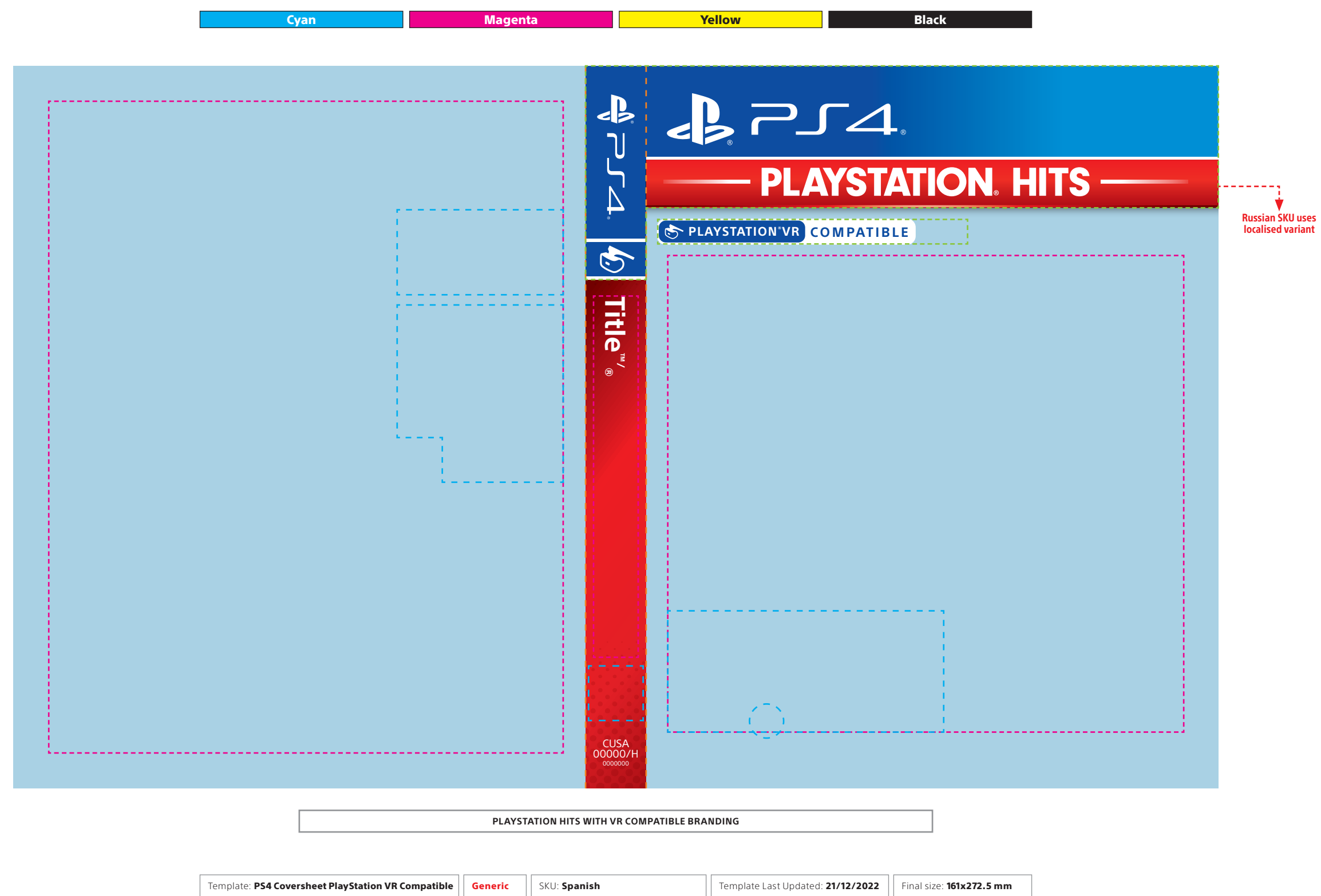
LOCALISATION LOGO AREA - 1ST PARTY USE

IMPORTANT: DO NOT ALTER THE SIZE OF THESE ICONS.

- Localisation logo can be placed within the marketing promotion area.
- The logo shouldn't interfere with the Software Artwork.
- There are two options available: Stacked and Horizontal.
- These have to be placed at 100%

Fully Localised Primary Option Fully Localised Secondary Option

Fully Localised Subtitles Primary Option Fully Localised Subtitles Secondary Option



GUIDE

Please refer to the precautions page of the PS4 Coversheet Guidelines pdf document within the "Guidelines" folder of your template package.

LEGEND

- GRAPHICS and TEXT area
- BACKGROUND GRAPHICS area only
- FOLDING lines

PRECAUTIONS PAGE - INNER

IMPORTANT: ALL TEXT SHOULD REMAIN AS SUPPLIED AND SHOULD NOT BE CHANGED OR AMENDED WITHOUT APPROVAL FROM SONY.

1. Write container box can be changed to no fill if using inner artwork.
2. Text colour can be adjusted to allow legibility if inner artwork is used.
3. Position of the last bullet point must be kept to the left page and it must align to the bottom of the guides. This line needs to be on the coversheet, even when inner artwork is used.
 - This case may include recycled materials which may result in minor cosmetic imperfections without impacting function.
4. When the inner artwork is used, please turn OFF **Precautions** within the SKU Sub Layer and turn ON **Recycle Line Only**.

| | | |
|---|-------------------|----|
| ➔ | English SKU | 10 |
| ➔ | Precautions | 11 |
| ➔ | Recycle Line Only | 12 |
| ➔ | SKU: English | 13 |
5. The template precautions text must be included in the SW package as a separate insert if the inner artwork is used.

3RD PARTY MULTI SKU

The "Multi SKU 4 language" and "Multi SKU 5 Language" layers within this template are both canvases for 3rd Party publishers to construct any required combination of languages to create a briefed multi SKU.

Accompanying these layers, is the 'PS4_Multi_Coversheet_Components' document. The 'PS4_Multi_Coversheet_Components' document contains auxiliary materials, broken down into sections, that can be copied and pasted straight into the positions indicated on the 'Multi SKU' layers. For precautions, please refer to page 11, 12 and 13 of the 'PS4_Multi_Coversheet_Components' document.

Page 11 - Multi SKU 4 Language layout

Page 12 - Multi SKU 5 Language layout

Page 13 - Language Variations

CREATION

The format for the translations has been set up so that it will fit both the 4 and 5 language layouts.
The text boxes on both layouts are one linked text box so that the languages can flow continuously when pasted in.
If all of the required languages have been inserted into the correct layout and there is a space issue, simply select all of the text and reduce the leading and/or paragraph space after.

