

On receipt of this template it is advised to copy all elements to your specific **Server** or **Hard Drive** and relink all links and save prior to proceeding.

TEMPLATE PROCESS

- When using this template please ensure you have the correct layers turned ON as indicated by the: **LAYER COLOUR CODE INDICATOR**.
- This document uses: **Object Layer Options** if you see the following icon you are able to change the LINK as required.



To adjust; select your link and go to;
Object> Object Layer Options and turn OFF/ON your correct layer.

Each **Object Layer Options** icon is set to nonprinting throughout this template.

GUIDELINES

Please refer to the **Guidelines_PS4_Jewel_Coversheet_Promo.pdf** document within the **Guidelines** folder of your template package.

CONTENTS

Page 1 = Contents
Page 2 = PS4 Outer Jewel Coversheet
Page 3 = PS4 Reverse Voucher

LAYER COLOUR CODE INDICATOR

BLUE = CONTENT - DO NOT PRINT

RED = ALWAYS ON

GREEN = 3RD PARTY

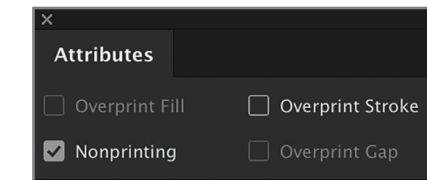
LIGHT BLUE = SKU RELATED

PURPLE = RATINGS

PLEASE NOTE: The **Template Guides** are set to Nonprinting within the Attributes panel. To view them you will need to set your Screen Mode to Normal or you can toggle your view by pushing (w) on your keyboard. (see preview column).

PREVIEW

Template Guides



IMPORTANT

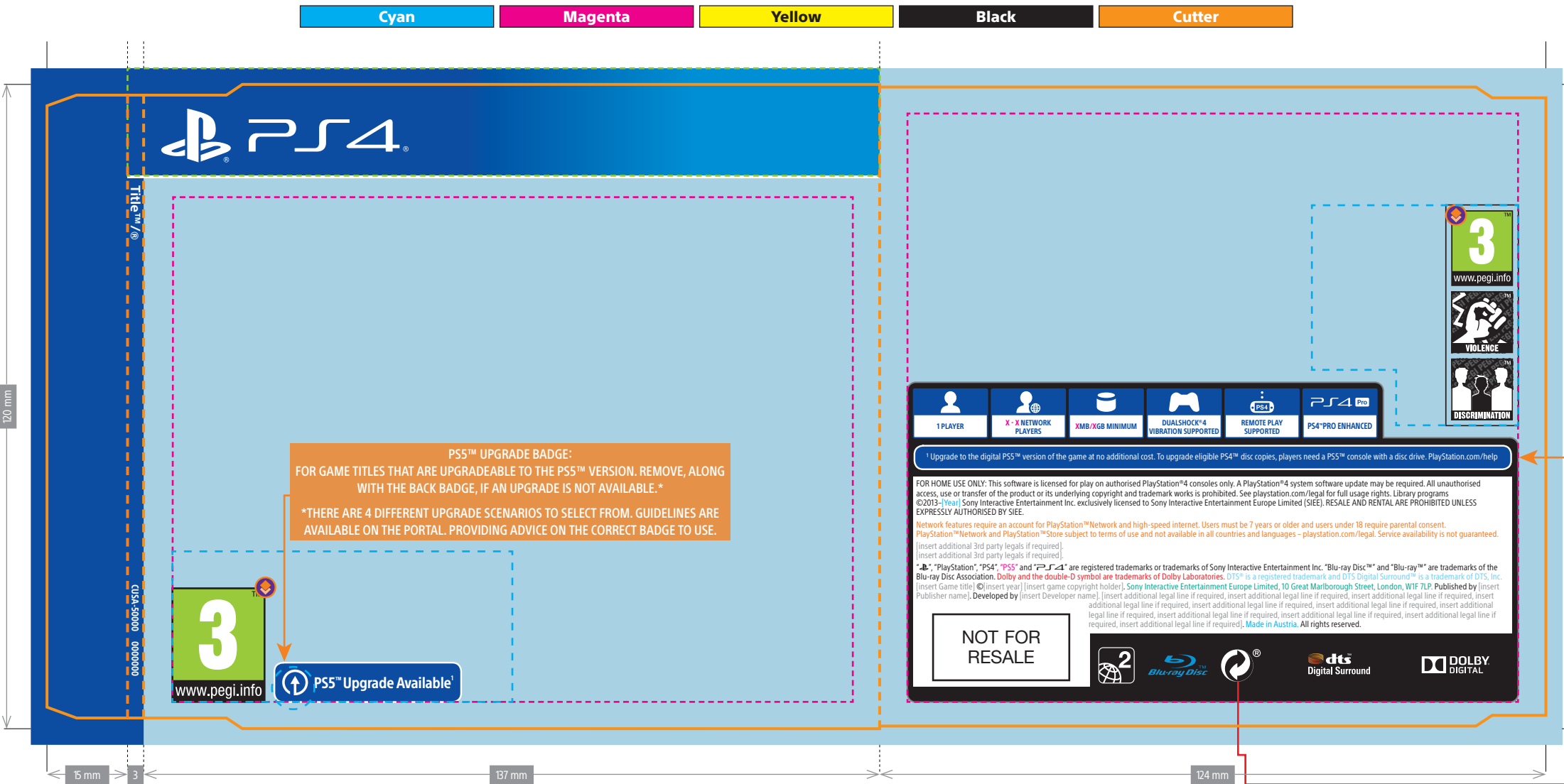
- All legal disclosures text and the UPC BARCODE should be 100% k (not rich black)
- Set all black text to overprint.
- Please delete this page after reading. Final high res file for print should only contain 2 pages.
Page 1: PS4 Outer Jewel Coversheet,
page 2: PS4 Reverse Voucher.

GUIDE
Please refer to the “Guidelines_ PS4_Jewel_Inlay_Promo” pdf document within the “Guidelines” folder of your template package.

IMPORTANT: It is the publisher's responsibility to confirm whether additional labelling requirements may apply to their game's software packaging as a result of Brexit and should obtain their own independent legal advice.

LEGEND

- BRANDING BAR area only
- GRAPHICS and TEXT area
- TEMPLATE ELEMENTS area
- BACKGROUND GRAPHICS area only
- FOLDING lines



LEGAL LINE

Mandatory : ●, ●, ●

To be included if required* : ●, ●, ●, ●

(*The SIEE address line is required on the German SKU. Please refer to the template guidelines.)

-All text is to be set to black once the fields have been completed.

-For more details, please refer to the Legal line section on the relevant Inlay template guidelines.

COVERSHEET AND DISC LABEL

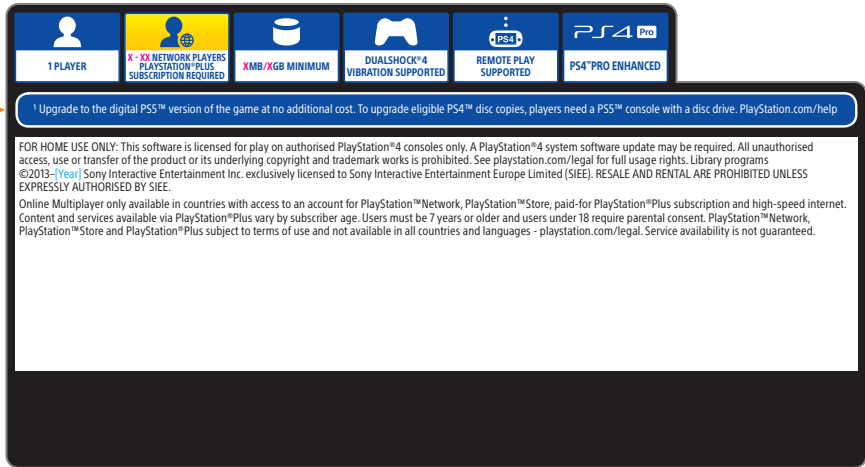
- Permitted logos on front Coversheet and disc label: Publisher, Distributor, Developer(s), IP holder(s)
- Publisher logo permitted on Coversheet spine
- Middleware company logos permitted on back Coversheet only
- Multiple developer credits permitted in legal lines

Please also refer the guidelines in the template package.

For PlayStation Plus titles

PlayStation Plus legal and compatibility

← 160 mm



ENVIRONMENTAL LABELLING FOR FRANCE – It is the publisher's responsibility to confirm the environmental labelling requirements that may apply to their game's software packaging in France and should obtain their own independent legal advice.



LEGEND

- BACKGROUND GRAPHICS area only
- FOLDING lines

