

On receipt of this template it is advised to copy all elements to your specific **Server** or **Hard Drive** and relink all links and save prior to proceeding.

TEMPLATE PROCESS

- When using this template please ensure you have the correct layers turned ON as indicated by the: **LAYER COLOUR CODE INDICATOR**.
- This document uses: **Object Layer Options** if you see the following icon you are able to change the LINK as required.



To adjust; select your link and go to;
Object> Object Layer Options and turn OFF/ON your correct layer.

Each **Object Layer Options** icon is set to nonprinting throughout this template.

GUIDELINES

Please refer to the **Guidelines_PS4_PlayStation_VR_Compatible_Coversheet.pdf** document within the **Guidelines** folder of your template package.

CONTENTS

Page 1 = Contents
Page 2 = PS4 Outer Coversheet
Page 3 = PlayStation Hits Branding
Page 4 = PS4 Reverse Coversheet Precautions

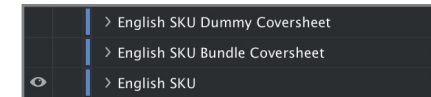
LAYER COLOUR CODE INDICATOR

BLUE = CONTENT - DO NOT PRINT
ORANGE = STICKERS - DO NOT PRINT
RED = ALWAYS ON
GREEN = 3RD PARTY
LIGHT BLUE = SKU RELATED
PURPLE = RATINGS

PLEASE NOTE: The **Template Guides** are set to Nonprinting within the Attributes panel.
To view them you will need to set your Screen Mode to Normal or you can toggle your view by pushing (w) on your keyboard.
(see *preview column*).

DUMMY AND BUNDLE COVERSHEET

When Dummy and/or Bundle Coversheets are required turn off the **BARCODE** layer and turn on the **SKU Dummy/Bundle Coversheet** layers provided. If a layer is not available for a SKU revert to English.



PREVIEW

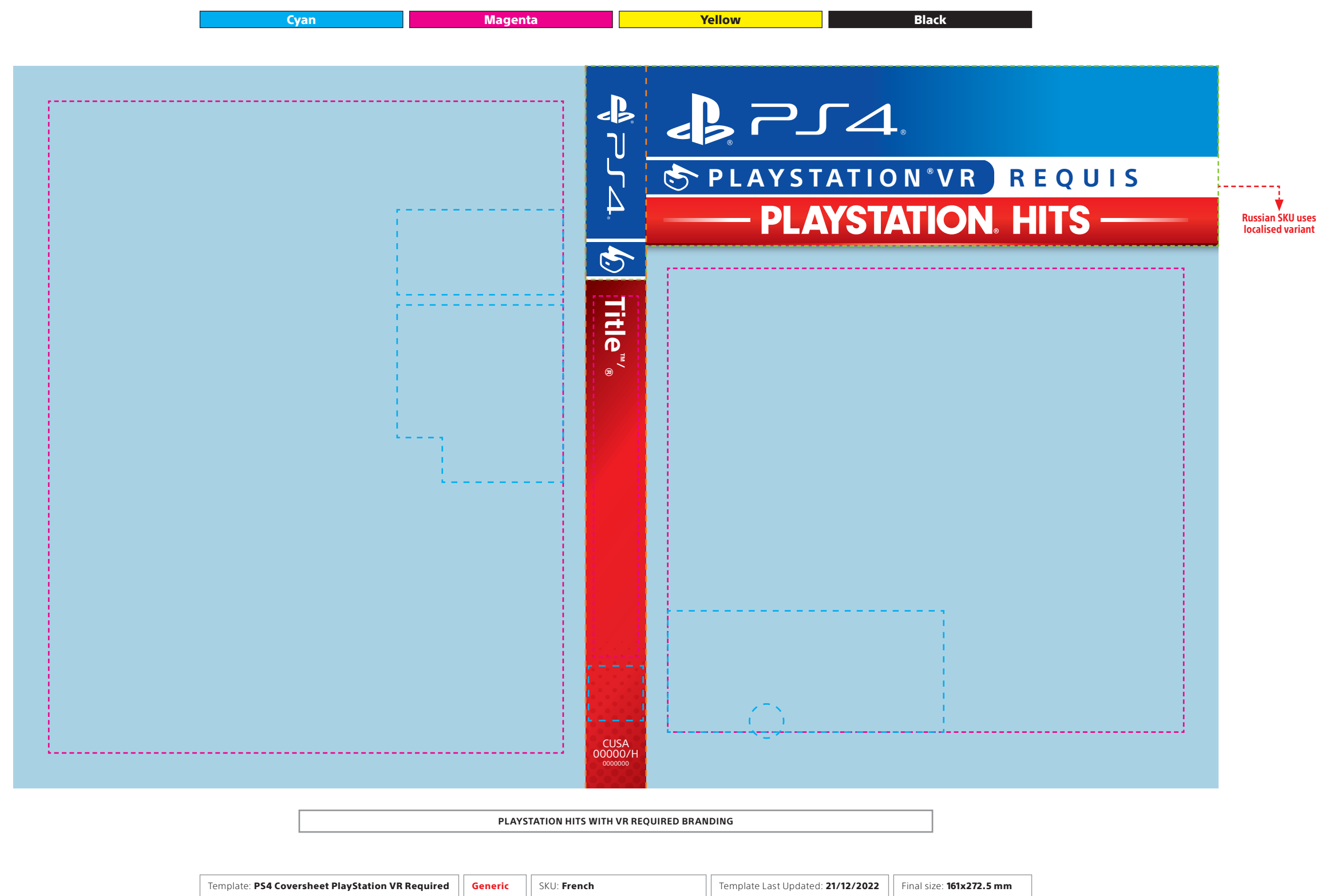
Template Guides



IMPORTANT

- All legal disclosures text and the UPC BARCODE should be 100% k (not rich black)
- Set all black text to overprint.
- Please delete this page after reading.
The PlayStation Hits Branding page must also be deleted. Final high res file for print should only contain 2 pages.
Page 1: PS4 Outer Coversheet
Page 2: PS4 Reverse Coversheet Precautions.





GUIDE

Please refer to the precautions page of the PS4 Coversheet Guidelines pdf document within the "Guidelines" folder of your template package.

LEGEND

- GRAPHICS and TEXT area
- BACKGROUND GRAPHICS area only
- FOLDING lines

PRECAUTIONS PAGE - INNER

IMPORTANT: ALL TEXT SHOULD REMAIN AS SUPPLIED AND SHOULD NOT BE CHANGED OR AMENDED WITHOUT APPROVAL FROM SONY.

- White container box can be changed to no fill if using inner artwork.
- Text colour can be adjusted to allow legibility if inner artwork is used.
- Position of the last bullet point must be kept to the left page and it must align to the bottom of the guides. This line needs to be on the coversheet, even when inner artwork is used.
 - This case may include recycled materials which may result in minor cosmetic imperfections without impacting function.
- When the inner artwork is used, please turn OFF Precautions within the SKU Sub Layer and turn ON Recycle Line Only.

English SKU	12
Precautions	13
Recycle Line Only	14
SKU: English	15

- The template precautions text must be included in the SW package as a separate insert if the inner artwork is used.

3RD PARTY MULTI SKU

The "Multi SKU 4 language" and "Multi SKU 5 Language" layers within this template are both canvases for 3rd Party publishers to construct any required combination of languages to create a briefed multi SKU.

Accompanying these layers, is the 'PS4_Multi_Coversheet_Components' document. The 'PS4_Multi_Coversheet_Components' document contains auxiliary materials, broken down into sections, that can be copied and pasted straight into the positions indicated on the 'Multi SKU' layers. For precautions, please refer to page 11, 12 and 13 of the 'PS4_Multi_Coversheet_Components' document.

Page 11 - Multi SKU 4 Language layout

Page 12 - Multi SKU 5 Language layout

Page 13 - Language Variations

CREATION

The format for the translations has been set up so that it will fit both the 4 and 5 language layouts.

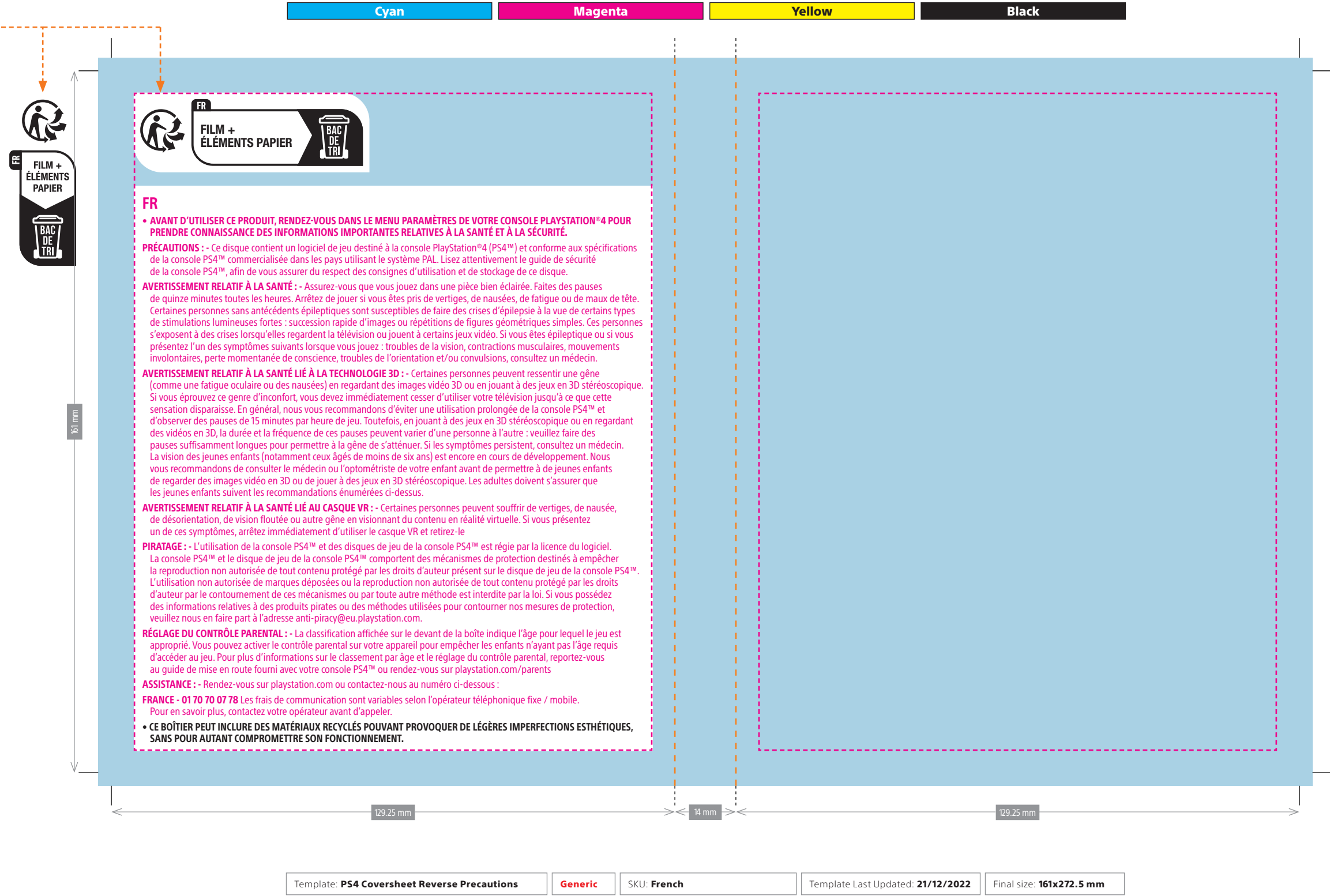
The text boxes on both layouts are one linked text box so that the languages can flow continuously when pasted in.

If all of the required languages have been inserted into the correct layout and there is a space issue, simply select all of the text and reduce the leading and/or paragraph space after.

FRENCH SKU - TRIMAN AND RECYCLING LOGO

IMPORTANT: MANDATORY FOR FRENCH SKU, BOTH 1ST AND 3RD PARTY.

- Can be placed within the marketing promotion area, unless the artwork has full precautions. If the artwork has full precautions, the logo placement is fixed.
- The logo shouldn't interfere with the Software Artwork.
- There are two options available: Stacked and Horizontal. The horizontal option must be used for titles using full precautions. The stacked option can only be used if the title is not using full precautions and you would like to avoid interfering with the Software Artwork. If the stacked option is required, move it to the right by 30mm and remove the horizontal option. For lighter backgrounds, the white background margin can be removed using **Object Layer Options**. Positioning will adjust accordingly.
- These have to be placed at 100%.



Template: PS4 Coversheet Reverse Precautions

Generic

SKU: French

Template Last Updated: 21/12/2022

Final size: 161x272.5 mm